




## COLOR GUIDE

All Everidge Brand walk-in exteriors are, as standard, are a tough stucco embossed metal, with a factory baked-on polyester coating, that provides years of maintenance free service. We also offer a wide range of color options, making it easy to select a finish that complements your building's color scheme.

### ICS® WALK-IN STOCK COLORS

**STOCK MATERIALS:** All basic & premium colors are available in Galvanized (26 ga) Steel & Aluminum (040)




Everidge White®



Autumn Brown



Sand



Almond®



Mist Gray



Colonial Red




Bronze

### THERMALRITE® & CROWNTONKA® WALK-IN STOCK COLORS



Everidge White®



Almond®



Black®

NSF certified for Interior Use Only.

### ICS, THERMALRITE, & CROWNTONKA OPTIONAL WALK-IN COLORS

70% PVDF resin based coatings provide high-performance durability for exterior & interior applications. These coatings are designed to resist fading, chalking, & abrasion. Meets the requirement of AAMA 2605-13 for aluminum substrates.



Classic Bronze (01)



Teal (19)



Boysenberry (25)



Rawhide (15)



Regal Blue (18)



Charcoal Grey (62)




Medium Bronze (03)



Hemlock Green (30)



Redwood (07)



Concord Cream (05)



Slate Blue (21)



Slate Grey (20)



Hartford Green (27)



Patina Green (12)



Mission Red (08)



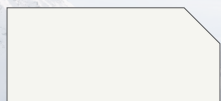
Siam Blue (14)



Dove Grey (13)



Ascot White (10)



Bone White (26)



Forest Green (11)



Chocolate Brown (04)



Sierra Tan (09)



Sandstone (06)



Rocky Grey (16)

#### ADDITIONAL STOCK MATERIALS AVAILABLE FOR SELECT COLORS & FINISHES:

- G90 Galvanized: 26 ga, 24 ga, 22 ga, 20 ga, 16 ga
- Acrylume: 26 ga
- Aluminum Smooth: .032, .040, .050, .100, .125


- Aluminum ADT: .063, .100, .125
- Stainless Steel: 304 22 ga, 20 ga, 18 ga

#### PREMIUM COLORS

PVDF resin based coatings, as noted above, with premium pigmentation to obtain metallic or deep color for desired aesthetics.



Antique Patina (24)



Champagne (31)



Coppertone (23)



Titanium (35)



Silversmith (28)




Brite Red (17)


# ICS®, THERMALRITE®, & CROWNTONKA® OPTIONAL WALK-IN FINISHES

## MATTE COLORS

70% PVDF resin based coatings, as noted above, designed to simulate natural metal hues in a high performance paint system.




Almond (36)




Anchor Grey (37)



Ash Grey (33)



Char Brown (29)



Matte Black (32)




Thunder Grey (34)

## NATURAL METALS

Due to their beauty, durability & time-proven performance, natural metals are a preferred material used in architecture. Natural metals will weather & patina naturally over time, adding character & aesthetic appeal to any building design. In addition to natural metals, We offer 55% Al-Zn alloy coated steel with acrylic coating & anodized aluminum as standard available materials.



Clear Satin Anodized (70)



Dark Bronze Anodized (71)




55% Al-Zn Alloy Coated Steel with Acrylic Coating (97)



Copper (49)\*



Classic Stainless Steel (40)\*



Tin Matte Stainless Steel (41)\*



Grey Zinc (50)\*



Dark Zinc (51)\*



BlackMatt Anodized (67)\*




LA Extra Dark Bronze Anodized (66)\*

## WOODLAND SERIES\*

Add the warmth of wood with the durability of metal to your next project. We offer four classic woodgrain patterns with a 70% PVDF coating. Available in .032 aluminum.



Birch (57)



Driftwood (53)



Bamboo (81)



Walnut (55)

## 4K FINISHES

The Everidge 4K Finish is a high-definition printed metal surface that replicates natural textures like wood grain or brick, delivering a premium, realistic aesthetic for walk-in units. The finish is applied to a cold-rolled steel base with a Galvanized/Galvalume® coating, followed by pretreatment, primer, top coat, high-definition image, & an electron beam protective clear coat for long-lasting protection.



4k Rough Sawn Grey Cedar



4k Rough Sawn Bronze Cedar



4k Aberdeen Brick Red



4k Distressed Rough Sawn Cedar



4k Aberdeen Brick White



4k Canyon LedgeStone



4k Acadia LedgeStone

\*Stock colors & materials are available, with pricing & availability dependent on project specifics. Special materials & custom colors can be quoted upon request. Color chips are required for all custom color selections, & lead times begin once color chip approval is received. Availability depends on material, gauge, & profile; if you need options beyond those shown, please contact us. All colors are produced under strict industry tolerances; however, batch-to-batch variations may occur, so care should be taken when mixing lots. Everidge reserves the right to modify or discontinue products without notice. Stainless steel products are provided by ROOFINOX®.



CROWNTONKA® ICS® LOTEMP DOORS™ PREPRITE® SMARTRITE® THERMALRITE®

Proud to be family-owned.

Walk-In Coolers/Freezers • Environmental Chambers • Restoration & Replacement Doors • Blast Chillers • Parts, Service & Warranty • Construction Services  
15600 37th Ave N • Suite 100 • Plymouth, Minnesota 55446 • 888-227-1629 • Everidge.com • info@everidge.com • EV5017-1 • ©2025 Everidge, Inc.

All specifications are subject to change without advance notice.