



**ICS walk-in exteriors are, as standard, a tough stucco embossed metal, with a factory baked on polyester coating, that provides years of maintenance free service.**

This finish exceeds the standards for durability established by food service systems, who have enjoyed the economy and flexibility provided by ICS one-piece construction for many years. The wide range of color options makes it easy to select a finish that complements your building's color scheme.




**Polar White**




**Autumn Brown**




**Sand**




**Taupe**




**Almond**



**Mist Gray**



**Colonial Red**



**Bronze**

**Technical Specifications:** Coating thickness .8 mil • Curing temperature 435°F hardness (pencil) F minimum  
• FDA approved pigments • Excellent resistance to salt spray, humidity and chemicals

# WALK-IN COLOR FINISHES

For customers wishing to apply color finishes to walk-ins themselves, Sherwin Williams' paint formulas are detailed below. Representations of the colors below are restricted by the commercial printing process. For accurate color renditions, please contact your local Sherwin Williams' representative.

Polar White					
CCE	Color Cast	OZ	32	64	128
G2	New Green	-	-	1	-
N1	Raw Umber	-	-	1	1
R3	Magenta	-	-	1	-

Mist Gray					
CCE	Color Cast	OZ	32	64	128
B1	Black	-	7	-	-
R2	Maroon	-	-	1	1
Y3	Deep Gold	-	6	-	1

Autumn Brown					
CCE	Color Cast	OZ	32	64	128
B1	Black	-	17	1	-
N1	Raw Umber	-	54	1	1
R2	Maroon	-	7	-	1

Colonial Red					
CCE	Color Cast	OZ	32	64	128
W1	White	-	11	-	1
L1	Blue	-	10	-	1
R2	Maroon	-	25	1	1
R3	Magenta	-	32	-	1

Sand					
CCE	Color Cast	OZ	32	64	128
W1	White	-	52	1	1
B1	Black	-	6	-	1
R2	Maroon	-	1	1	-
Y3	Deep Gold	-	19	-	-

Taupe					
CCE	Color Cast	OZ	32	64	128
B1	Black	-	8	-	-
R2	Maroon	-	2	-	1
Y3	Deep Gold	-	10	1	-

Almond					
CCE	Color Cast	OZ	32	64	128
L1	Blue	-	1	-	1
R4	New Red	-	4	-	1
Y3	Deep Gold	-	10	-	1

Bronze					
BAC	Color Cast	OZ	32	64	120
B1	Black	2	20	-	-
R2	Maroon	-	6	-	-
Y3	Deep Gold	-	21	-	-
G2	New Green	-	12	-	-

## Architectural Finishes

ICS can also prepare your equipment for direct attachment of other architectural finish systems or we can supply a finish system using a variety of cementitious boards from nationally respected building materials suppliers.


For further details, please visit [www.nichiha.com](http://www.nichiha.com)



Canyon Brick Shale Brow



Sandstone Desert Beige



Sandstone Gentle Gray



Vintage Brick Alexandria Buff

