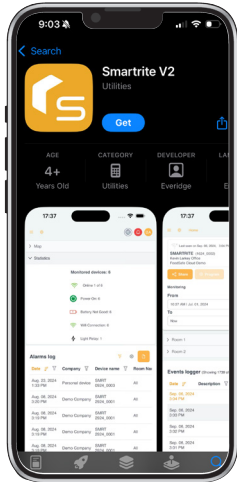


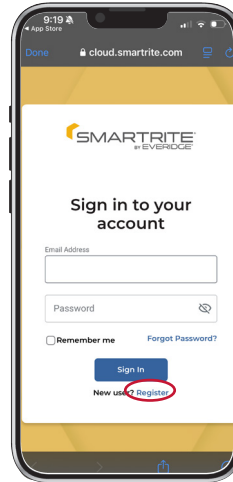
HOW TO CREATE YOUR ACCOUNT:

Download the SmartRite App and create your account to enable monitoring of your cold storage system from your mobile device. Your Everidge certified installer will help you pair your account to your SmartRite device(s) on the day of installation.

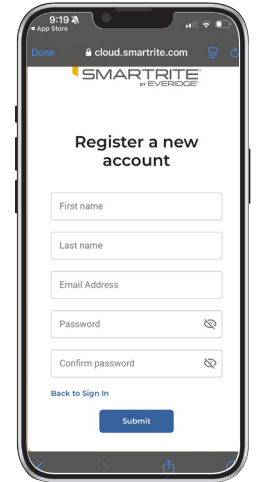
1 **Download** the SmartRite V2 App from your device via the App or Google Play store (see the QR codes below for quick access).




2 **Select** "Register".



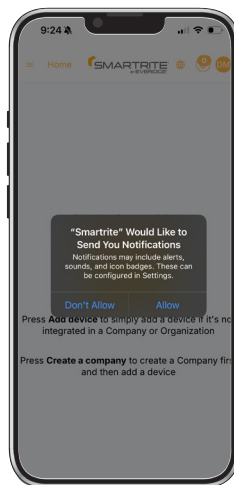
3 **Fill in** the required information and select "Submit".



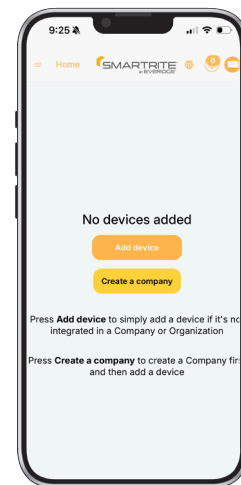
4 **Confirm your email address** (sent to your email) and then select "verify" within the email.



5 **Allow notifications** so SmartRite can send real-time alerts to your mobile device.



6 **Add your SmartRite device or Create a company**



Scan to watch how to add device.



Scan to watch how to create a company.